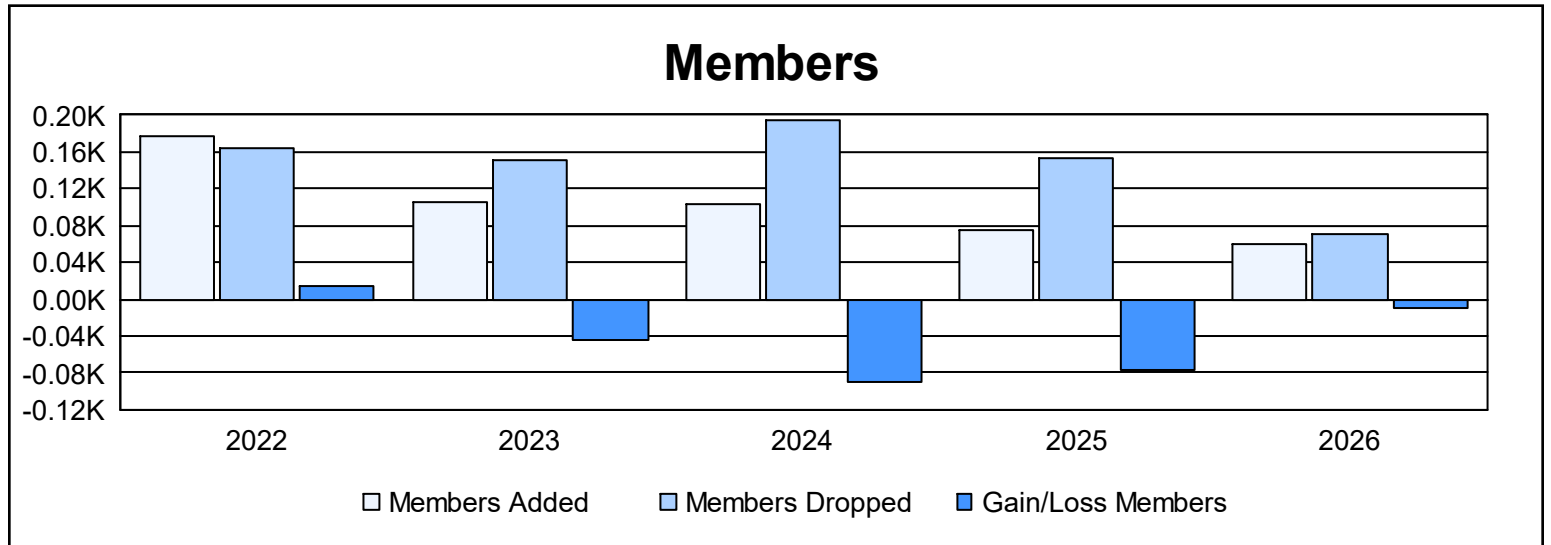
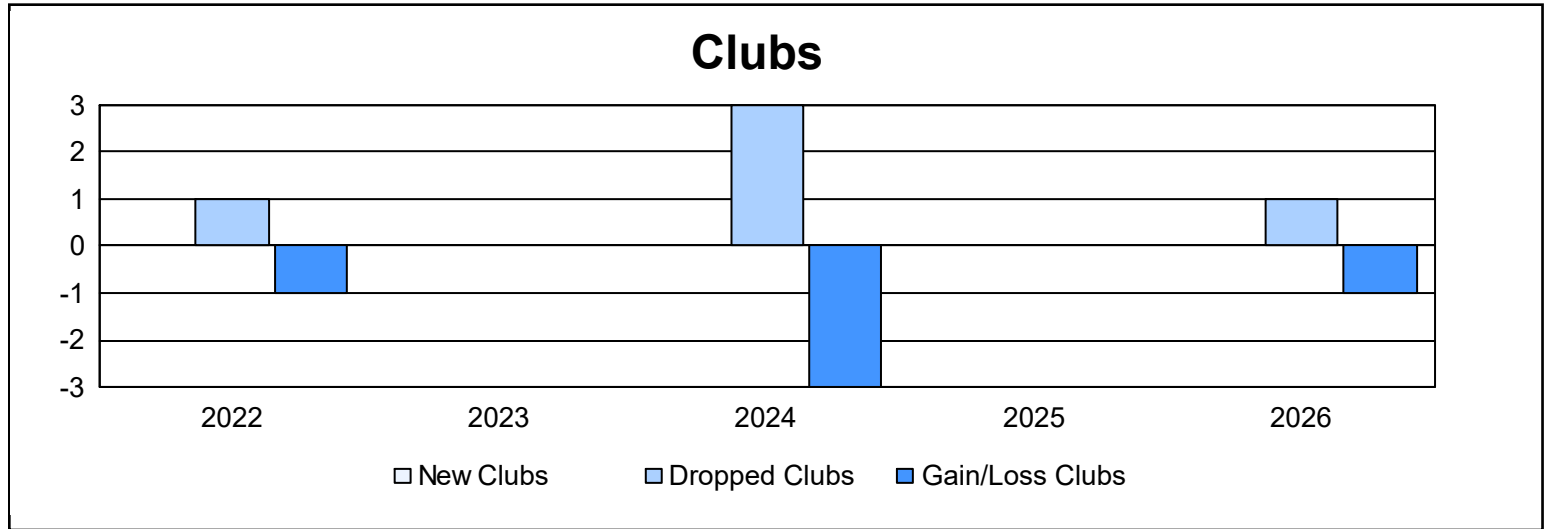
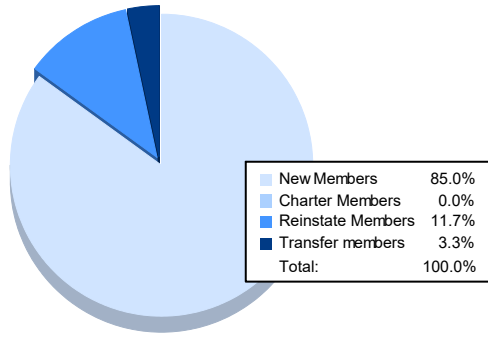


| Year | New Clubs | Dropped Clubs | Gain/ Loss Clubs | New Members | Charter Members | Reinstate Members | Transfer Members | Total Member Added | Total Members Dropped | Gain/ Loss Members |
|----------------|-----------|---------------|------------------|-------------|-----------------|-------------------|------------------|--------------------|-----------------------|--------------------|
| 2021-2022 | 0 | 1 | -1 | 145 | 1 | 10 | 22 | 178 | 164 | 14 |
| 2022-2023 | 0 | 0 | 0 | 83 | 1 | 11 | 11 | 106 | 150 | -44 |
| 2023-2024 | 0 | 3 | -3 | 65 | 10 | 22 | 6 | 103 | 194 | -91 |
| 2024-2025 | 0 | 0 | 0 | 67 | 0 | 6 | 3 | 76 | 154 | -78 |
| 2025-2026 | 0 | 1 | -1 | 51 | 0 | 7 | 2 | 60 | 70 | -10 |
| Average | 0 | 1 | -1 | 82 | 2 | 11 | 9 | 105 | 146 | -42 |



Membership Composition March 2026 Cumulative



Gender Composition March 2026 Cumulative

